

Drop connectors

Model number
DR461068A
DR465008A (DIN)



Switched multi-drop connector/device coupler

This switched drop connector offers a very convenient method to remove, replace, or repair a device while the balance of the network remains on-line. It allows the user to disconnect a drop segment from the rest of the bus by flipping a switch.

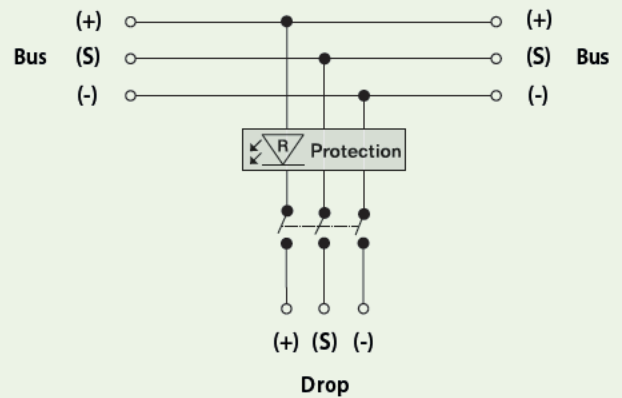
Features

- Disconnect bus segments
- Short circuit protection
- LED indicates drop fault
- Direct mount or DIN rail mount available

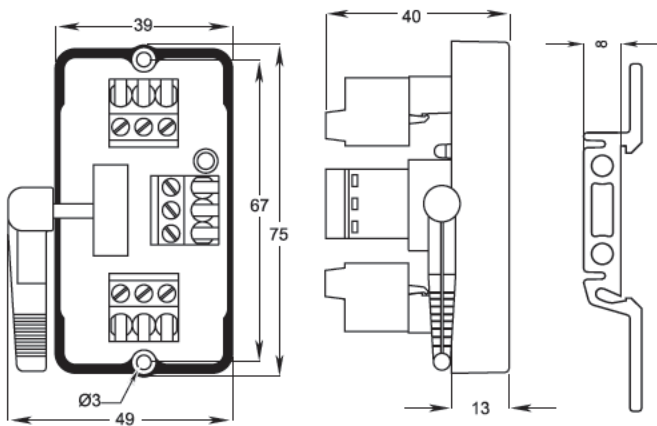


Specifications	
Maximum voltage	35 VDC
Maximum current (trunk)	8 amps
Voltage drop (trunk)	Negligible
Voltage drop (drop)	< 1V
Trip current (drop)	40 mA
Holding current (after trip)	28 mA
Reset current level	Current falls below 28 mA
Maximum devices per drop	1
Current consumption	None
Dimensions (L, W, H)	75mm, 49mm, 40mm
Housing	Engineered resin
Operating temperature	-40° to +80°C (-40° to +176°F)

Schematic drawing

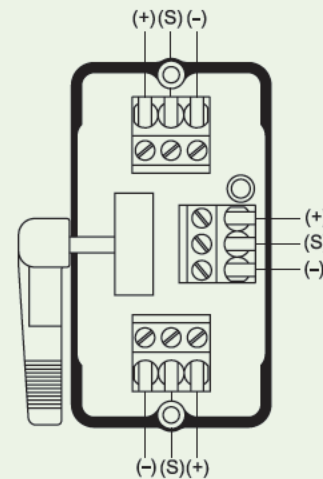


Dimensions (mm)



DIN rail clip only applies to DIN models.

Wiring diagram





Valmet's professionals
around the world work close
to our customers and are
committed to moving our
customers' performance
forward – every day.

Valmet Flow Control Oy

Vanha Porvoontie 229
01380 Vantaa, Finland
flowcontrol@valmet.com
+358 10 417 5000
valmet.com/flowcontrol

**Valmet Flow Control Inc.
Stonel product center**

26271 US Hwy 59, Fergus Falls, MN 56537 USA.
Tel. +1 218 739 5774.
sales.stonel@valmet.com
valmet.com/flowcontrol

