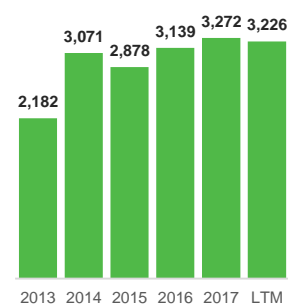
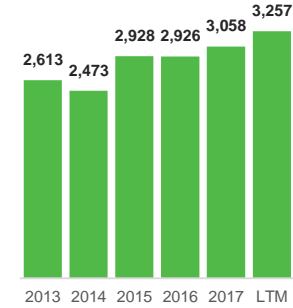


Key financials	Orders received	Net sales	Order backlog
<b>2017</b>	<b>3,272</b> M€	<b>3,058</b> M€	<b>2,458</b> M€
Comparable EBITA	Comparable EBITA	Employees	Operating cash flow
<b>218</b> M€	<b>7.1%</b> of net sales	<b>12,268</b> 	<b>291</b> M€

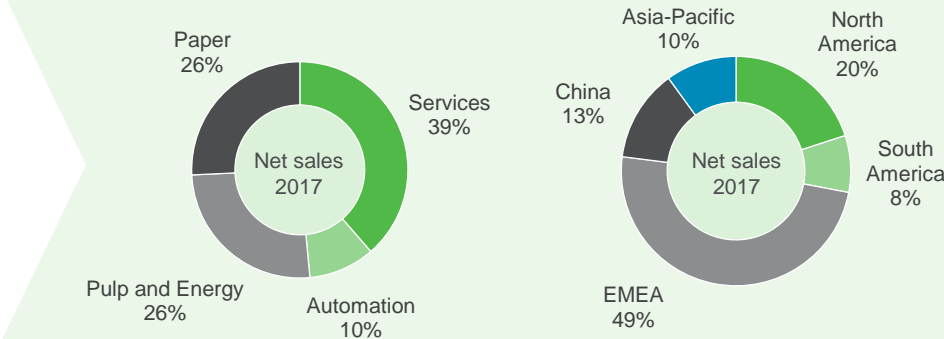
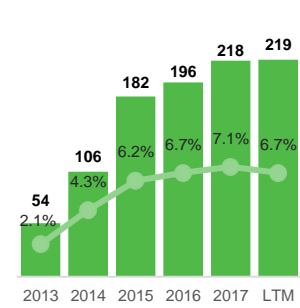
Orders received  
(EUR million)



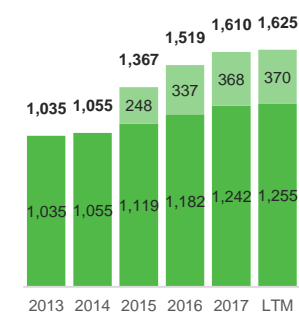
Net sales  
(EUR million)



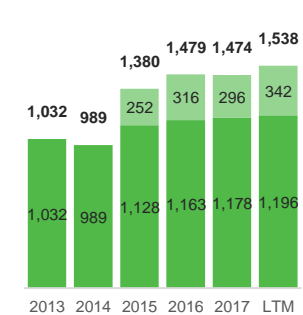
Comparable EBITA  
(EUR million and %)



Orders received  
(EUR million)

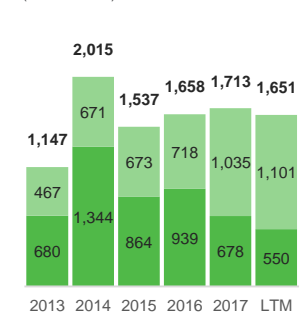


Net sales  
(EUR million)

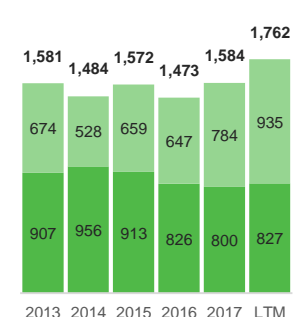


Balance sheet figures	Gearing	Equity ratio	ROCE
As at June 30, 2018	<b>0%</b>	<b>41%</b>	<b>11%</b>
Interest-bearing liabilities	Net interest-bearing liabilities	Balance sheet total	Total equity
<b>201</b> M€	<b>-4</b> M€	<b>2,860</b> M€	<b>848</b> M€

Orders received  
(EUR million)



Net sales  
(EUR million)



LTM = Last twelve months (July 1, 2017 – June 30, 2018)  
2013 financials on a carve-out basis.  
Automation has been consolidated into Valmet's financials since April 1, 2015, when the acquisition was completed.  
Automation Q1/2015 figures are stand-alone figures based on Metso's reported figures and pro forma figures excluding Process Automation Systems and are therefore indicative only. Figures for Q2/2015 and onwards are Automation business line figures (including internal net sales and orders received).

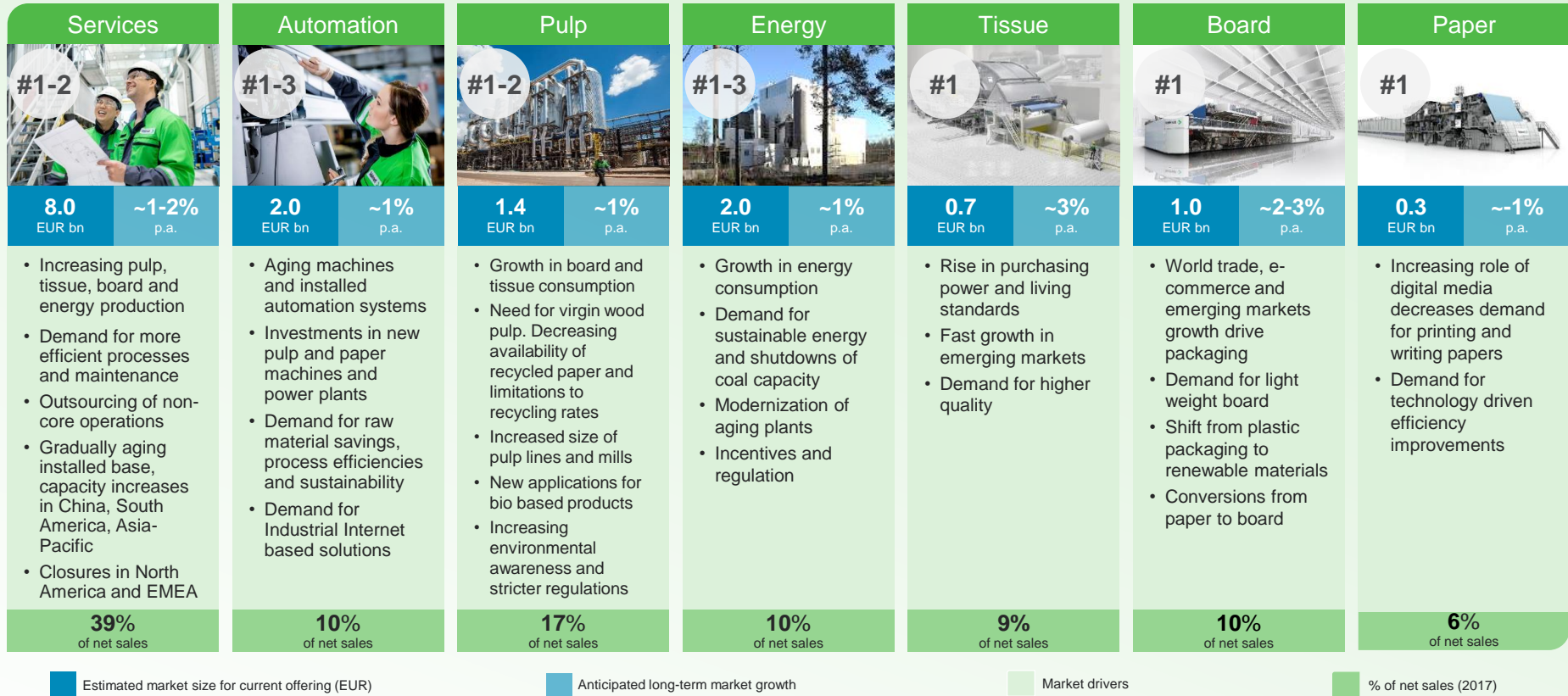
**Investor Relations**

**Calle Loikkanen**  
Director, Investor Relations  
Tel. +358 10 672 0020  
calle.loikkanen@valmet.com

**Tuuli Oja**  
Manager, Investor Relations  
Tel. +358 10 672 0352  
tuuli.oja@valmet.com

**Heli Jämsä**  
Investor Relations Coordinator  
Tel. +358 10 672 0973  
heli.jamsa@valmet.com

# Strong market position in markets that grow



## Investment highlights

- Strong market position in markets that grow
- Stable business, with EUR 1.5 billion of net sales, offering stability, growth and profitability
- Capital business, with flexible cost structure, offering growth and profitability potential
- Continuous systematic development
- Technology leader with unique offering

## Financial targets

- Net sales for stable business to grow over two times the market growth
- Net sales for capital business to exceed market growth
- Comparable EBITA: 8–10%
- Comparable return on capital employed (pre-tax), ROCE: 15–20%
- Dividend payout at least 50% of net profit